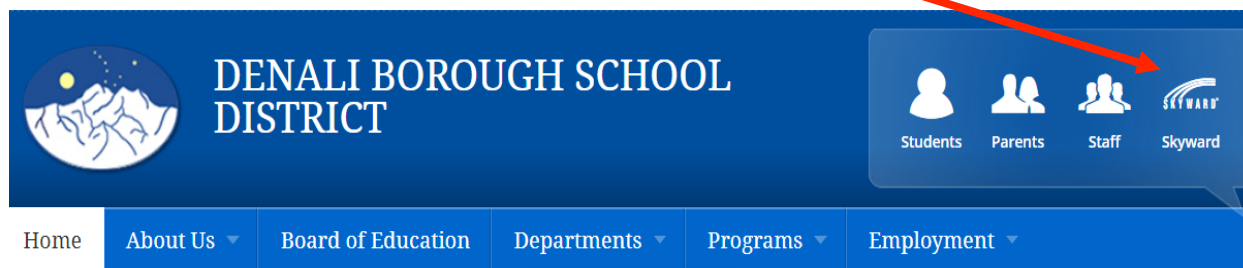
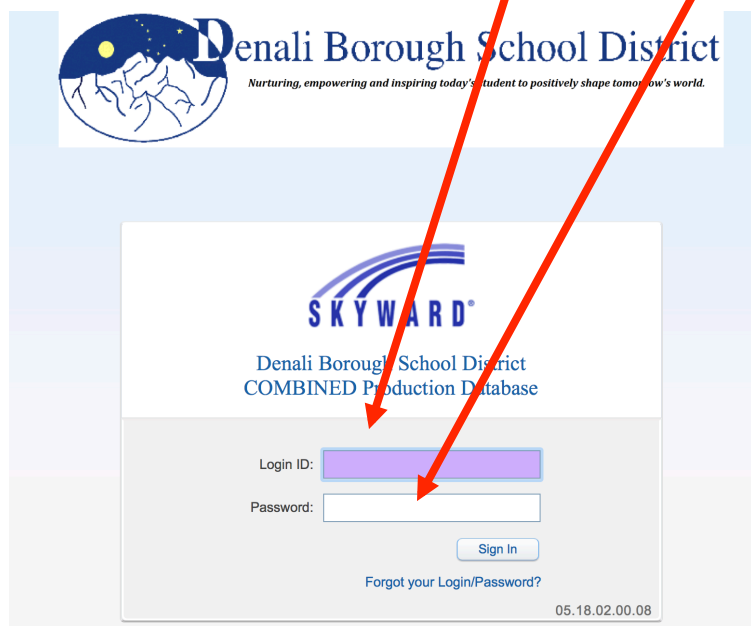


How to Enroll Your Child in School (New Student)

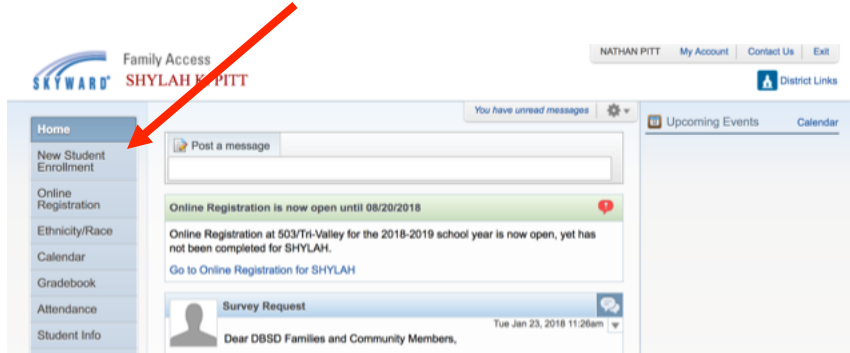
- 1 Go the to Denali Borough School District homepage
<https://www.dbsd.org/site/default.aspx?PageID=1>
- 2 Click on the “SKYWARD” logo to access the Skyward Sign On Screen link.



- 3 Log in to Skyward with your username and password



- 4 Select “New Student Enrollment” from the menu on the left of the screen.



- 5 Fill out the information

The screenshot shows the 'Application Form' for Denali Borough School District. It includes instructions for completing the form and a section for 'Step 1: Student Information' with various input fields. The form is titled 'Application Form' and has buttons for 'Save and Continue to Fill Out Application', 'Save and go to Summary Page', 'Print Application', and 'Leave WITHOUT Saving'. The instructions section states: 'Thank you for enrolling in Denali Borough School District. Tips on Completing the Application Form: Answer the questions to progress through the New Student Application Form. Click \'Save and Continue to Fill Out Application\' to save your progress and stay on this screen. Click \'Save and go to Summary Page\' to save your progress and return to the summary page. Click \'Leave WITHOUT Saving\' to return to the summary page without saving.' The 'Step 1: Student Information' section includes fields for Last Name, First Name, Middle Name, Name Suffix, Name Prefix, Nickname, Gender, Date of Birth, Age, Birth City, Birth State, Birth Country, and a checkbox for 'Does student live within this school district?'. There is also a field for 'Mom\'s Maiden Name'.

- 6 Scroll to the bottom of the form and click “Submit”

The screenshot shows the bottom of the application form, displaying steps 2 through 5. Step 2 is 'Family/Guardian Information', Step 3 is 'Medical/Dental Information', Step 4 is 'Emergency Contact Information', and Step 5 is 'Additional District Forms'. A red arrow points to the 'Submit Application to the District' button at the bottom. The form also includes a note: '*All prior steps must be completed to edit or view this step.*' and a footer note: '*All steps must be Completed before an Application can be Submitted *'. The footer also contains buttons for 'Save and Continue to Fill Out Application', 'Save and go to Summary Page', 'Print Application', and 'Leave WITHOUT Saving'.